
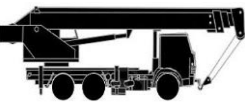




TOMOHI GASKET KIT

Japanese Products

Tel: +81-90-1784-8485



MADE IN JAPAN

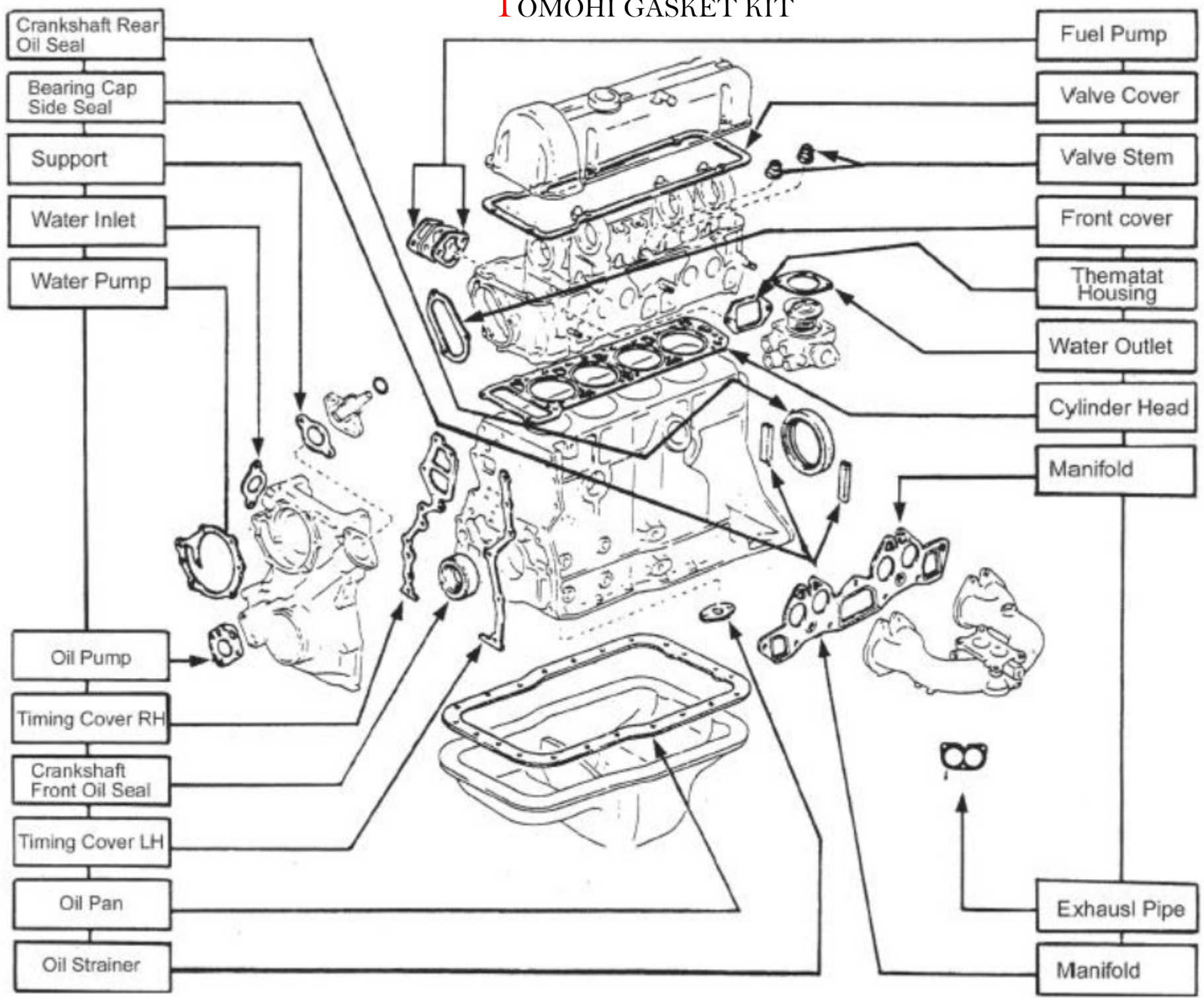
www.tomohi.jp - info@tomohi.jp

TOMOHI GASKET KIT















GASKETS USED IN AN AUTOMOBILE ENGINE








































TOMOHI GASKET KIT



No	Engine	Car Name / Year / Model	Full Set	Head Set	Cyl. Head
1	1FZ-FE	LANDCRUISER 80 4500 FZJ80 LEXUS LX450 DOHC 24V 1992- 4476cc	SWF14520 04111-66040	SWH14520 04112-66040	SWG1452 (G) 11115-66020
2	*1FZ-FE	LANDCRUISER LX450 4500 24V DOHC FZ100 2002-04 4477cc	SWF14524	SWH14524	SWG1452 (G) 11115-66020
3	1G-FE	ALTEZZA 2000 LEXUS IS DOHC 24V 1998- 1988cc	SWF140170 04111-70110	SWH140170 04112-70110	SWG14017 (S) 11115-70061
4	1MZ-FE	CAMRY AVALON 3000 LEXUS ES300 24V 1993- 2994cc	SWF14640 04111-20040 04111-20041	SWH14640 04112-20030	SWG1464R (G) 11115-20010 11115-41580 SWG1464L (G) 11116-20010
5	1MZ-FE	CAMRY SOLARA 3000 LEXUS ES300 24V 1998- 2994cc	SWF14641 04111-20070 04111-20080	SWH14641 04112-20060	SWG1464R (G) 11115-20010 11115-41580 SWG1464L (G) 11116-20010
6	1MZ-FE	HARRIER ES300 3000 DOHC 24V 1998- 2994cc	SWF140180 04111-20050	SWH140180 04112-20050	SWG14018R (S) 11115-20032 SWG14018L (S) 11116-20032













Valve Cover	Valve Seal	Manifold IN	Manifold EX	Exhaust Pipe	Oil Pan	Oil Seals
SWV1452 11213-66020 	SWS14010(12) 90913-02096 SWS14011(12) 90913-02097	SWI1452 17177-66030 	SWE1452A SWE1452B 	SWX14003(2) 		SWR14030 99*119*10 SWO14028 52*70*8.5/14
SWV14017 	SWS14036(12) SWS14037(12)	SWI14017(6) 	SWE14017(2) 	SWX14011(2) 		SWR14003 75*100*8.5 SWO14301 45*62*8 SWO14001 35*49*6
SWV1464A SWV1464B 	SWS14020(12) SWS14021(12)	SWU1456B SWI1464A SWI1464B 	SWE1464(2) 17173-20010 	SWX14009(2) SWX14011(2) 		SWR14029 92*110*9.5 SWO14005 40*55*6 SWOS14009(2) 38*50*10.5
SWV1464A SWV1464B 	SWS14020(12) SWS14021(12)	SWU1456B SWI1464A SWI1464B 	SWE1464(2) 	SWX14009(2) 		SWR14029 92*110*9.5 SWO14005 40*55*6 SWOS14009(2) 38*50*10.5
SWV14018A SWV14018B 	SWS14020(12) SWS14021(12)	SWU1456B SWI1464A SWI1464B 	SWE1464(2) 	SWX14013 SWX14034 		SWR14029 92*110*9.5 SWO14005 40*55*6 SWOS14009(2) 38*50*10.5


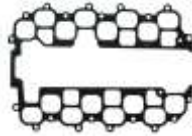
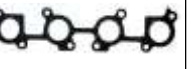

























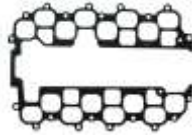
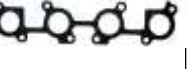


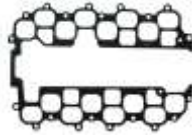

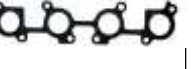

No	Engine	Car Name / Year / Model	Full Set	Head Set	Cyl. Head
7	1MZ-FE	RX300 SIENNA 3000 HIGHLANDER DOHC 24V 1999-04 2994cc	SWF140183 04111-20111 04111-0A020	SWH140183	SWG14018R (S) 11115-20032  SWG14018L (S) 11116-20032 
8	1MZ-FE	RX300 3000 DOHC 24V 2000- 2994cc	SWF140181 04111-20160	SWH140181 04112-20150	SWG14018R (S) 11115-20032  SWG14018L (S) 11116-20032 
9	1MZ-FE	EX300 3000 DOHC 24V 2002- 2994cc	SWF140182 04111-20180	SWH140182 04112-20170	SWG14018R (S) 11115-20032  SWG14018L (S) 11116-20032 
10	1MZ-FE	ES300 AVALON 3000 CAMRY DOHC 24V 2002-04 2994cc	SWF140184	SWH140184	SWG14018R (S) 11115-20032  SWG14018L (S) 11116-20032 
11	1UZ-FE	CELSIOR 4000 LEXUS LS400 CROWN UCF1 V8 DOHC 1989- 3968cc	SWF140031 04111-50020	SWH140031 04112-50020 04112-50060	SWG14003R (G) 11115-50020/21  SWG14003L (G) 11116-50010/11 
12	1UZ-FE	CELSIOR 4000 LEXUS LS400 UCF2 V8 DOHC 1995- 3968cc	SWF140140 04111-50112	SWH140140 04112-50112	SWG14014R (S) 11115-50042  SWG14014L (S) 11116-50032 



Valve Cover	Valve Seal	Manifold IN	Manifold EX	Exhaust Pipe	Oil Pan	Oil Seals
SWV14018A 	SWS14020(12) SWS14021(12)	SWU1456B  SWI1464A  SWI1464B 	SWE1464(2) 	SWX14009(2)  SWX14011(2)  SWX14013 		SWR14029 92*110*9.5 SWO14005 40*55*6 SWOS14009(2) 38*50*10.5
SWV14018A 	SWS14020(12) SWS14021(12)	SWU1456B  SWI1464A  SWI1464B 	SWE1464(2) 	SWX14034(2) 		SWR14029 92*110*9.5 SWO14005 40*55*6 SWOS14009(2) 38*50*10.5
SWV14018A 	SWS14020(12) SWS14021(12)	SWU14018  SWI1464A  SWI1464B 	SWE1464(2) 	SWX14013(2) 		SWR14029 92*110*9.5 SWO14005 40*55*6 SWOS14009(2) 38*50*10.5
SWV14018A 	SWS14020(12) SWS14021(12)	SWU14018  SWI1464A  SWI1464B 	SWE1464(2)  SWE14018(2) 	SWX14009(2) 	SWP14018 	SWR14029 92*110*9.5 SWO14005 40*55*6 SWOS14009(2) 38*50*10.5
SWV14003(2) 	SWS14008(16) SWS14031(16)	SWI14003(2) 	SWE14003B(2) 17173-50010 	SWX14033(2) 		SWR14039 95*113*8.5 SWO14006 42*60*7 SWOS14004(2) 38*50*7
SWV14014A 	SWS14033(16) 90913-02112 SWS14034(16) 90913-02113	SWI14014(2) 17171-50020 	SWE14003A(2)  SWE14003B(2) 	SWX14011(2)  SWX14033(2)  SWX14015(4) 		SWR14039 95*113*8.5 SWO14006 42*60*7 SWOS14015 71*85*10







No	Engine	Car Name / Year / Model	Full Set	Head Set	Cyl. Head
13	2JZ	SUPRA 3000 1993- 2982cc	SWF14490 04111-46041	SWH14490 04112-46041	SWG1449 (S) 11115-46040 11115-46042
14	2JZ-GE	CROWN LEXUS GS300 3000 JZS13 JZS14 DOHC 24V 1993- 2982cc	SWF14491 04111-46065	SWH14491 04112-46065	SWG1449 (S) 11115-46040 11115-46041/42
15	2JZ-GE	SUPRA 3000 JZA80 DOHC 24V 1996- 2982cc	SWF14492 04111-46102	SWH14492 04112-46102	SWG1449 (S) 11115-46040 11115-46041/42
16	2MZ-FE	LEXUS CAMRY 3000 DOHC 24V 2001- 2994cc	SWF140160 04111-20150	SWH140160 04112-20140	SWG14016R (S) 11115-20042 SWG14016L (S) 11116-20042
17	2MZ-FE	ES300 DOHC 24V 2000-2001 2994cc	SWF140161 04111-20042	SWH140161 04112-20040	SWG14016R (S) 11115-20042 SWG14016L (S) 11116-20042
18	2UZ-FE	LANDCRUISER UZJ100 LEXUS LX470 V8 DOHC 1998- 4663cc	SWF140150 04111-50120	SWH140150 04112-50120	SWG14015R (S) 11115-50050 SWG14015L (S) 11115-50040

Valve Cover	Valve Seal	Manifold IN	Manifold EX	Exhaust Pipe	Oil Pan	Oil Seals
SWV1449A 	SWS14008(12) SWS14031(12)	SWU1449 17177-46040 	SWE1449(2) 17173-46020 	SWX14010 SWX14011(2) SWX14023 		SWR14011 90*110*9 SWO14027 46*63*6.5 SWOS14014 40.5*52.5*6
SWV1449A 	SWS14008(12) SWS14031(12)	SWU1449 17177-46040 	SWE1449(2) 	SWX14011 		SWR14011 90*110*9 SWO14027 46*63*6.5 SWOS14014(2) 40.5*52.5*6
SWV1449A 	SWS14008(12) SWS14031(12)	SWU1449 	SWE1449A(2) 	SWX14011 SWX14010 		SWR14029 90*110*9.5 SWO14027 46*63*6.5 SWOS14014(2) 40.5*52.5*6
SWV1464A 	SWS14020(12) SWS14021(12)	SWU1456B SWI1464A SWI1464B 	SWE1464(2) 	SWX14009(2) 		SWR14029 92*110*9.5 SWO14005 40*55*6 SWOS14009(2) 38*50*10.5
SWV1464A 	SWS14020(12) SWS14021(12)	SWU1456B SWI1464A SWI1464B 	SWE1464(2) 	SWX14013 SWX14034 		SWR14029 92*110*9.5 SWO14005 40*55*6 SWOS14009(2) 38*50*10.5
SWV14014A 	SWS14033(16) SWS14034(16)	SWI14014(2) 	SWE14003A(2) 	SWX14011(2) 		SWR14039 95*113*8.5 SWO14006 42*60*7 SWOS14022(2) 38*85*10

No	Engine	Car Name / Year / Model	Full Set	Head Set	Cyl. Head
19	2UZ-FE	LEXUS LX470 UZJ110 V8 DOHC 2000- 4663cc	SWF140240 04111-50410	SWH140240 04112-50400	SWG14024R (S) 11115-50080  SWG14024L (S) 11116-50070 
20	2UZ-FE	LX470 LANDCRUISER 4700 V8 DOHC 2001- 4663cc	SWF140241 04111-50540	SWH140241 04112-50540	SWG14024R (S) 11115-50080  SWG14024L (S) 11116-50070 
21	2VZ	CAMRY VISTAD 2500 LEXUS ES250 VZV21 DOHC 24V 1988- 2507cc	SWF14560 04111-62020	SWH14560 04112-62020	SWG1456R (G) 11115-62030  SWG1456L (G) 11116-62030 
22	3MZ-FE	ES330 RX300 RX330 ES300 24V DOHC 2001- 3311cc	SWF140230 04111-20220	SWH140230 04112-20210	SWG14023R (S) 11115-20051  SWG14023L (S) 11116-20051 
23	3MZ-FE	ES330 RX330 3300 CAMRY HIGHLANDER SIENA SOLARA DOHC 24V 2003- 3311cc	SWF140231 04111-0A060	SWH140231 04112-0A050	SWG14023R (S) 11115-20051  SWG14023L (S) 11116-20051 
24	3UZ-FE	LX430 V8 DOHC 2001- 4293cc	SWF140250 04111-50160	SWH140250 04112-50150	SWG14025R (S) 11115-50060  SWG14025L (S) 11116-50060 

Valve Cover	Valve Seal	Manifold IN	Manifold EX	Exhaust Pipe	Oil Pan	Oil Seals
SWV14014A 	SWS14033(16) 90913-02112 SWS14034(16) 90913-02113	SWU14014 	SWE14024(2) 	SWX14010(2) 		SWR14039 95*113*8.5 SWO14006 42*60*7 SWOS14022(2) 38*85*10
SWV14014B 	SWS14033(16) 90913-02112 SWS14034(16) 90913-02113	SWI14024A(2) 	SWE14024A  SWE14024B 	SWX14014(2) 		SWR14039 95*113*8.5 SWO14006 42*60*7 SWOS14015(2) 71*85*10
SWV1456A(2) 	SWS14008(12) SWS14031(12)	SWU1456A  SWI1456A(2) 17177-62030 	SWE1456A(2) 	SWX14008(2)  SWX14014 	SWP1456A 	SWR14029 92*110*9.5 SWO14005 40*55*6 SWOS14009(2) 38*50*10.5
SWV14018A 	SWS14020(12) SWS14021(12)	SWI1464A  SWI1464B 	SWE14023(2) 	SWX14013(2) 		SWR14029 92*110*9.5 SWO14005 40*55*6 SWOS14009 38*50*10.5
SWV14018B 	SWS14020(12) SWS14021(12)	SWU14023  SWI1464A  SWI1464B 	SWE14023(2) 	SWX14013(2) 		SWR14029 92*110*9.5 SWO14005 40*55*6 SWOS14009 38*50*10.5
SWV14014A 	SWS14033(16) 90913-02112 SWS14034(16) 90913-02113	SWU14014 	SWE14024(2) 	SWX14015(2) 		SWR14039 95*113*8.5 SWO14006 42*60*7 SWOS14015(2) 71*85*10
SWV14014B 	SWS14033(16) 90913-02112 SWS14034(16) 90913-02113	SWU14014  SWI14014(2) 	SWE14024(2) 	SWX14015(2) 		SWR14039 95*113*8.5 SWO14006 42*60*7 SWOS14015(2) 71*85*10

No	Engine	Car Name / Year / Model	Full Set	Head Set	Cyl. Head
25	3VZ-FE	CAMRY 3000 LEXUS ES300 VCV10 15 DOHC 24V 1991- 2959cc	SWF14561 04111-62050	SWH14561 04112-62040	SWG1456R (G) 11115-62030  SWG1456L (G) 11116-62030 
26					
27					
28					
29					
30					

Valve Cover	Valve Seal	Manifold IN	Manifold EX	Exhaust Pipe	Oil Pan	Oil Seals
SWV1456B(2) 11213-62020 	SWS14008(12) SWS14031(12)	SWU1456B  SWI1456B(2) 17177-62050 	SWE1456B(2) 17173-62040 	SWX14011(2) 	SWP1456B 	SWR14029 92*110*9.5 SWO14005 40*55*6 SWOS14009(2) 38*50*10.5

TOMOHI GASKET

JAPAN

