





TOMOHI GASKET KIT

Japanese Products

Tel: +81-90-1784-8485



MADE IN JAPAN

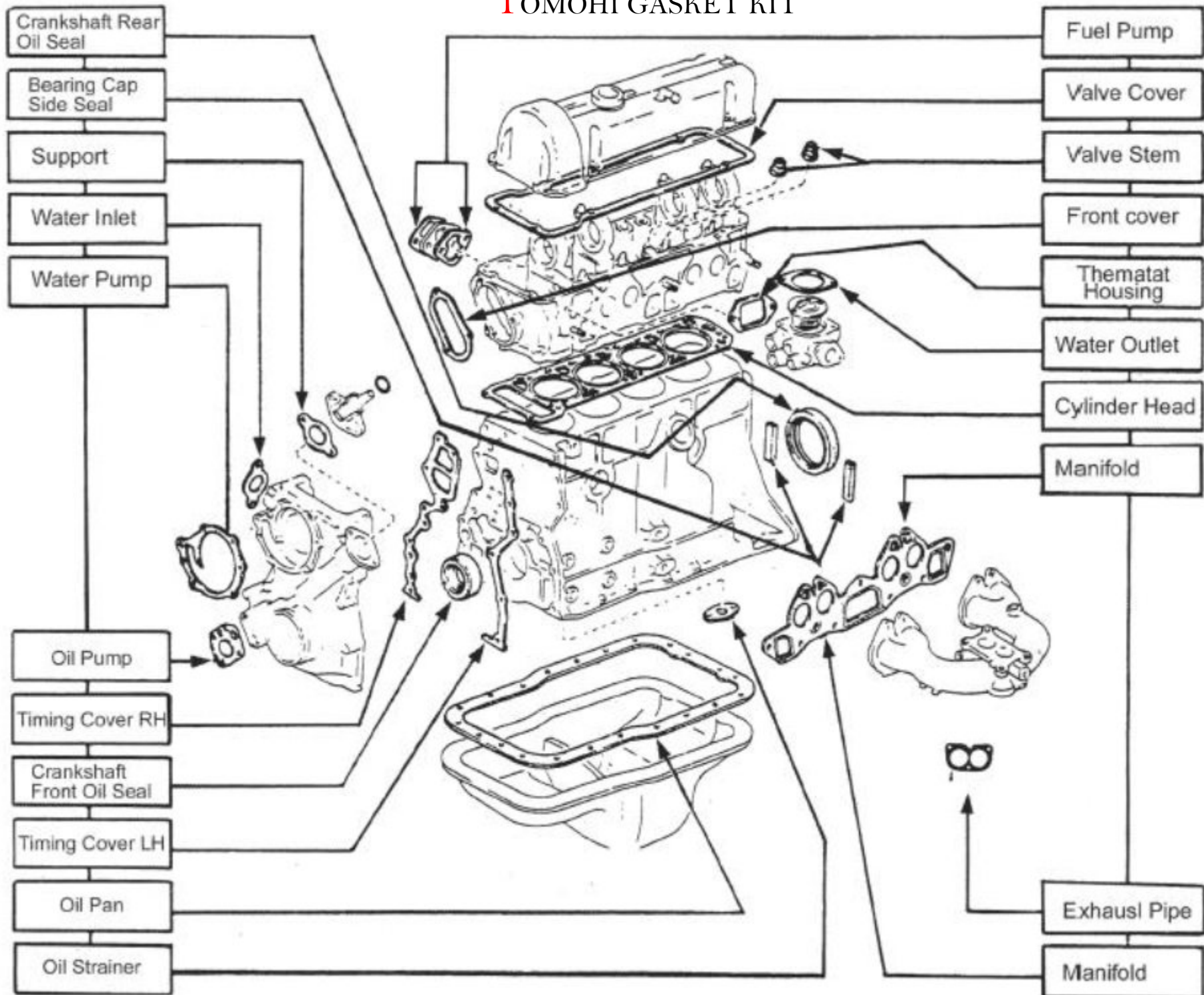
www.tomohi.jp - info@tomohi.jp

TOMOHI GASKET KIT


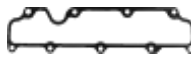




























GASKETS USED IN AN AUTOMOBILE ENGINE



























TOMOHI GASKET KIT







































No	Engine	Car Name / Year / Model	Full Set	Head Set	Cyl. Head
1	1AD-FTV NEW	AVENSIS TURBO 2000 COROLL VERSO TURBO DOHC 16V 2006-	SWF280590 04111-0R030 04111-0R032	SWH280590	SWG28059 (S) 11115-26052 
2	2AD-FTV NEW	AVENSIS TURBO 2000 COROLL VERSO TURBO DOHC 16V 2006- 1998cc	SWF280591 04111-0R040 04111-0R042	SWH280591	SWG28059 (S) 11115-26052 
3	B	LANDCRUISER DYNA 3000 COASTER 8V BU10 BU12 BU15 BU19 BJ40 BJ43 1972-77.8 2977cc	SWF28700 04111-56010 04111-56011 04111-56020 04111-56021 04111-56022	SWH28700 04112-56010 04112-56012 04112-56013	SWG2870 (NK) 11115-56010/11/20 
4	B	LANDCRUISER DYNA 3000 COASTER 8V BU20 BU30 BB10 BJ40 BJ41 BJ43 BJ44 1977.9-80.7 2977cc	SWF28701 04111-56012/3 04111-56014/5 04111-56016	SWH28701 04112-56012 04112-56013	SWG2870 (NK) 11115-56010 
5	B	LANDCRUISER 3000 DYNA 8V 2977cc	SWF28703 04111-56023	SWH28703 04112-56023	SWG2870 (NK) 11115-56010/11/20 
6	B	LANDCRUISER 3000 DYNA 8V 2977cc	SWF28704 04111-56033	SWH28704 04112-56033	SWG2870 (NK) 11115-56010 

Valve Cover	Valve Seal	Manifold IN	Manifold EX	Exhaust Pipe	Oil Pan	Oil Seals
SWV28059 	SWS28041V(16)	SWI28059 	SWE28059 	SWX28047 		SWR28043V 90*106*8.5 SWO28044V 48*63*6
SWV28059 	SWS28041V(16)	SWI28059 	SWE28059 	SWX28047 		SWR28043V 90*106*8.5 SWO28044V 48*63*8
SWV2870 11213-56011 	SWS28012(8) 90913-02028	SWI2870(4) 17172-56011 	SWE2870(4) 17173-56010 	SWX28012 	SWP2870 12151-56020 	SWR28013 95*115*12 SWO28012 50*72*12
SWV2871 11213-56020 	SWS28012(8) 90913-02028	SWI2870(4) 	SWE2870(4) 	SWX28012 	SWP2870 	SWR28013 95*115*12 SWO28012 50*72*12
SWV2871 	SWS28012(8) 90913-02028	SWI2870(4) 	SWE2870(4) 	SWX28012 	SWP2870 	SWR28013 95*115*12 SWO28012 50*72*12
SWV2871 	SWS28013(8) 90913-02051	SWI2877 17172-56022 	SWE2871 17173-56020 	SWX28011 	SWP2870 	SWR28013 95*115*12 SWO28012 50*72*12























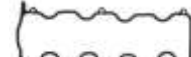




No	Engine	Car Name / Year / Model	Full Set	Head Set	Cyl. Head
7	B	TOYO-ACE DYNA 3000 BU60 BU70 BU80 BY31 1984-88 2977cc	SWF28730 04111-56040 04111-56041 04111-56042 04111-56043	SWH28730 04112-56030 04112-56031	SWG2873 (S) 11115-56130 11115-56030/40/50/70 
8	B 2B	TOYO-ACE DYNA 3000 1984-88 2977cc	SWF28740 04111-56039	SWH28740 04112-58040	SWG2874 (S) 11115-56120 
9	B	TOYO-ACE DYNA 3000 BU60 BU70 BU83 1988- 2799cc	SWF28760 04111-56070	SWH28760 04112-56060	SWG2876 (S) 11115-56100 11115-56080/90 
10	1B	TOYO-ACE 3000 BU61 BU81 1985-88 2977cc	SWF28720 04111-56050 04111-56051 04111-56052 04111-56053	SWH28720 04112-56040	SWG2872 (NK) 11115-56060 
11	2B	LANDCRUISER 3000 DYNA TOYO-ACE 8V BU20 BU30 BU35 BB11 BY30 BJ40 BJ41 BJ43 BJ44 1980.8-83 2977cc	SWF28702 04111-56030 04111-56031 04111-56032	SWH28702 04112-56020 04112-56021	SWG2870 (NK) 11115-56010/11 11115-56020/21/22 
12	3B	LANDCRUISER 3400 DYNA COASTER BJ42.BJ45.BJ46.BJ60 8V 1980-84 3431cc	SWF28710 04111-58010	SWH28710 04112-58010 04112-58011	SWG2871 (NK) 11115-58010 11115-58040 /50 

Valve Cover	Valve Seal	Manifold IN	Manifold EX	Exhaust Pipe	Oil Pan	Oil Seals
SWV2872 11213-58010 	SWS28013(8) 90913-02051	SWI2877 	SWE2872 17173-58010 	SWX28011 		SWR28013 95*115*12 SWO28012 50*72*12
SWV2872 11213-58010 	SWS28013(8) 90913-02051	SWI2877 17172-56022 	SWE2872 17173-58010 	SWX28011 		SWR28013 95*115*12 SWO28012 50*72*12
SWV2872 	SWS28013(8) 90913-02051	SWI2877 	SWE2872 	SWX28011 		SWR28013 95*115*12 SWO28024 50*72*9/14
SWV2872 	SWS28013(8) 90913-02051	SWI2877 	SWE2872 	SWX28011 		SWR28013 95*115*12 SWO28012 50*72*12
SWV2871 11213-56020 	SWS28013(8) 90913-02051	SWI2871 17172-56021 	SWE2871 17173-56020 	SWX28012 	SWP2870 12151-56020 	SWR28013 95*115*12 SWO28012 50*72*12
SWV2871 	SWS28013(8) 90913-02051	SWI2871 	SWE2871 	SWX28012 	SWP2870 	SWR28013 95*115*12 SWO28012 50*72*12

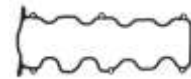

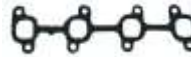

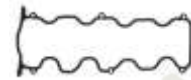






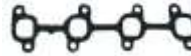
















No	Engine	Car Name / Year / Model	Full Set	Head Set	Cyl. Head
13	3B	LANDCRUISER 3400 DYNA COASTER BJ42.BJ46.BJ61.BJ70. BJ73.BJ75 8V 1984-88 3431cc	SWF28712 04111-58050	SWH28712 04112-58040 04112-58041	SWG2871 (NK) 11115-58010/13 11115-58040 /50 
14	3B	LANDCRUISER 3400 DYNA 8V 3431cc	SWF28713 04111-58018	SWH28713	SWG2871 (NK) 11115-58010/13 11115-58040 /50 
15	3B	LANDCRUISER 3400 TOYO-ACE COASTER BU68 BJ70 BJ73 BB21 BB26 BB31 1988- 3431cc	SWF28690 04111-58060	SWH28690 04112-58050	SWG2869 (S) 11115-58080 
16	11B	TOYO-ACE DYNA 3000 COASTER 8V BU61-BU66 BU67 BU84 BU88 BU91 BU94 BU96 BB23 BB24 1988- 2977cc	SWF28761 04111-56060	SWH28761 04112-56050	SWG2876 (S) 11115-56080/90 11115-56100 
17	13B	LANDCRUISER 3400 DYNA TOYO-ACE 8V BU62 BU64 BU72 BU77 BU82 BU85 BU93 BU98 1984-88 3431cc	SWF28711 04111-58020 04111-58021 04111-58022	SWH28711 04112-58020 04112-58021	SWG2871 (NK) 11115-58010/12/13 11115-58050 
18	13BT	LANDCRUISER 3400 TOYO-ACE DYNA TURBO 8V BU85 BU90 BU95 BJ71 BJ74 1984-88 3431cc	SWF28751 04111-58030 04111-58031 04111-58032 04111-58033	SWH28751 04112-58030 04112-58031	SWG2875 (S) 11115-58110 

Valve Cover	Valve Seal	Manifold IN	Manifold EX	Exhaust Pipe	Oil Pan	Oil Seals
SWV2871 	SWS28013(8) 90913-02051	SWI2871 	SWE2872 17173-58010 	SWX28012 	SWP2870 	SWR28013 95*115*12 SWO28012 50*72*12
SWV2871 	SWS28013(8) 90913-02051	SWI2877 17172-56022 	SWE2871 17173-56020 	SWX28011 	SWP2870 	SWR28013 95*115*12 SWO28012 50*72*12
SWV2877 11213-56030 	SWS28014(8) 90913-02076	SWI2877 17172-56022 	SWE2877 17173-58020 	SWX28015 	SWP2877 12121-58070 	SWR28015 95*115*9.5/12 SWO28024 50*72*9/14
SWV2877 	SWS28014(8) 90913-02076	SWI2877 	SWE2877 	SWX28015 	SWP2877 	SWR28015 95*115*9.5/12 SWO28024 50*72*9/14
SWV2871 	SWS28013(8) 90913-02051	SWI2871 17172-56021 	SWE2872 17173-58010 	SWX28012 	SWP2870 12151-56020 	SWR28013 95*115*12 SWO28012 50*72*12
SWV2872 11213-58010 	SWS28013(8) 90913-02051	SWI2871 	SWE2872 	SWX28012 	SWP2870 	SWR28013 95*115*12 SWO28012 50*72*12

































No	Engine	Car Name / Year / Model	Full Set	Head Set	Cyl. Head
19	14B	TOYO-ACE DYNA 3700 BU88 BU91 BU94 BU96 1988- 3660cc	SWF28770 04111-58070 04111-58071	SWH28770 04112-58060	SWG2877 (S) 11115-58070/90 11115-58100 
20	15B	TOYO-ACE DYNA 16V 1995- 4104cc	SWF28670 04111-58101 04111-58102	SWH28670	SWG2867 (S) 11115-58140 
21	15B	TOYO-ACE DYNA 4100 8V 1995- 4104cc	SWF28672 04111-58120	SWH28672 04112-58120	SWG2867 (S) 11115-58140 
22	15BT	TOYO-ACE DYNA 4100 BU212.222.297 16V 1995- 4104cc	SWF28671 04111-58111	SWH28671 04112-58101	SWG2867 (S) 11115-58140 
23	15BT	TOYO-ACE DYNA 16V 2001-	SWF280280 04111-58431	SWH280280	SWG28028 (S) 11115-58131 11115-58141 11115-58151 
24	1C	COROLLA CARINA 1800 TOWN-ACE CE70.71.72.80 .90.96 CA60.70 CM20 CR26 8V 1983- 1839cc	SWF28860 04111-64040/46 04111-64060/64	SWH28860 04112-64040 04112-64044 04112-64060 04112-64063	SWG2886 (S) 11115-64050/70 11115-64110 







Valve Cover	Valve Seal	Manifold IN	Manifold EX	Exhaust Pipe	Oil Pan	Oil Seals
SWV2877 11213-56030 	SWS28014(8) 90913-02076	SWI2877 	SWE2877 	SWX28015 	SWP2877 12121-58070 	SWR28015 95*115*9.5/12 SWO28024 50*72*9/14
SWV2867 11213-58020 	SWS28001(16) 90913-02108	SWI2867 17171-58010 	SWE2867 17173-58030 	SWX28040 		SWR28015 95*115*9.5/12 SWO28024 50*72*9/14 SWO28004 38*50*7
SWV2877 11213-58020 	SWS28014(8) 90913-02076	SWI2877 17172-56021 	SWE2877 17173-58020 	SWX28015(2) 		SWR28040 95*115*9.5/12 SWO28024 50*72*9/14
SWV2867 	SWS28001(16) 90913-02018	SWI2867 17171-58010 	SWE2867 17173-58030 	SWX28015(2)  SWX28028 		SWR28015 95*115*9.5/12 SWO28024 50*72*9/14
SWV28028 	SWS28001(16) 90913-02018	SWI28028 	SWE28028 	SWX28176 		SWR28040 95*115*9.5/12 SWO28024 50*72*9/14
SWV2886 	SWS28004(8) 90913-02053	SWI2886 17177-64020 	SWE2886 17173-64060 	SWX28006  SWX28008 		SWR28011 90*110*9 SWO28006 42*60*7 SWOS28004 38*50*7






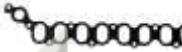














No	Engine	Car Name / Year / Model	Full Set	Head Set	Cyl. Head
25	1C	COROLLA 1800 TOWN-ACE CARINA CE70.71.72.80 CA60.67 CT140.147 CM20 25 50 1983-88 1839c.c	SWF28870 04111-64010 04111-64011 04111-64012 04111-64013 04111-64015	SWH28870 04112-64010 04112-64011	SWG2887 (NK) 11115-64010/20 
26	1C	COROLLA 1800 CE90.CE96 8V 1989- 1839cc	SWF28861 04111-64110 04111-64111 04111-64113	SWH28861 04112-64061 04112-64063	SWG2886 (S) 11115-64050/70 11115-64110 
27	2C	TOWN-ACE 2000 CARINA FF CR21 CT150 AT150 1983- 1974cc	SWF28880 04111-64050 04111-64051/3 04111-64070/5	SWH28880 04112-64050	SWG2888 (NK) 11115-64060 11115-64100 
28	2C	COROLLA 2000 CE10 CE11 8V 1995- 1974cc	SWF280570 04111-64290 04111-64296	SWH280570 04112-64220	SWG28057 (S) 11115-64140-01/03/05 
29	2C	TOWN-ACE 2000 CM5 CE6 8V 1997- 1974cc	SWF28621 04111-64235	SWH28621 04112-64173	SWG2862 (S) 11115-64170 
30	2C-T	TOWN-ACE 2000 CORONA LITE-ACE MASTER CARINA CT141.150.170.176 CR21.27.36 CM26.51.55.60 1985- 1974cc	SWF28890 04111-64150 04111-64163	SWH28890 04112-64055 04112-64101	SWG2889 (S) 11115-64120 11115-64121 







Valve Cover	Valve Seal	Manifold IN	Manifold EX	Exhaust Pipe	Oil Pan	Oil Seals
SWV2886 11213-64020 	SWS28004(8) 90913-02053	SWI2887 17177-64010 	SWE2887 17177-64020 	SWX28008 		SWR28011 90*110*9 SWO28006 42*60*7 SWOS28004 38*50*7
SWV2886 	SWS28004(8) 90913-02053	SWI2886 	SWE2886 	SWX28006  SWX28008 		SWR28011 90*110*9 SWO28006 42*60*7 SWOS28004 38*50*7
SWV2886 11213-64020 	SWS28004(8) 90913-02053	SWI2887 17177-64010 	SWE2887 17177-64020 	SWX28008  SWX28012 		SWR28011 90*110*9 SWO28006 42*60*7 SWO28004 38*50*7
SWV2862 11213-64060 	SWS28004(8) 90913-02053	SWI2886 17177-64020 	SWE28057 17173-64060 	SWX28008  SWX28029 		SWR28007 90*110*9/10.3 SWO28006 42*60*7 SWO28004 38*50*7
SWV2862 	SWS28004(8)	SWI2886 	SWE2886 	SWX28008 45*57 		SWR28011 90*110*9 SWO28006 42*60*7 SWO28004 38*50*7
SWV2886 11213-64020 	SWS28004(8) 90913-02053	SWI2886 	SWE2886 	SWX28006  SWX28008 		SWR28011 90*110*9 SWO28006 42*60*7 SWO28004 38*50*7










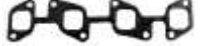


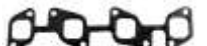

















No	Engine	Car Name / Year / Model	Full Set	Head Set	Cyl. Head
31	3C-T	COROLLA CARINA 2000 CE10 CE11 1995- 1974cc	SWF28620 04111-64216	SWH28620	SWG2862 (S) 11115-64170 11115-64170-B0 
32	3C-T	EATIMA 2200 TURBO CXR1 CXR2 1992- 2184cc	SWF280510 04111-64174 04111-64372	SWH280510 04112-64112	SWG28051 (S) 11115-64130 11115-64131 
33	3C-T	TOWN-ACE 2200 TURBO CR22 31 38 1993- 2184cc	SWF280512 04111-64240	SWH280512 04112-64180	SWG28051 (S) 11115-64130 11115-64131 
34	3C-T	CAMRY VISTA 2200 CV40 TURBO 1994- 2184cc	SWF280513 04111-64250	SWH280513 04112-64190	SWG28051 (S) 11115-64130 11115-64131 
35	3C-TE	EATIMA 2200 TURBO CXR1 CXR2 1993- 2184cc	SWF280511 04111-64220 04111-64610	SWH280511 04112-64160	SWG28051 (S) 11115-64130 11115-64131 
36	3C-TE	CORONA CARINA 2200 CT21 TURBO 1998- 2184cc	SWF280550 04111-64361	SWH280550 04112-64271	SWG28055 (S) 11115-64200-01/03/05 






Valve Cover	Valve Seal	Manifold IN	Manifold EX	Exhaust Pipe	Oil Pan	Oil Seals
SWV2862 	SWS28004(8) 90913-02053	SWI2886 	SWE2886 	SWX28008 		SWR28011 90*110*9 SWO28006 42*60*7 SWO28004 38*50*7
SWV28051 11213-64050 	SWS28004(8) 90913-02053	SWI2886 	SWE28051 17173-64070 	SWX28162  SWX28163  SWX28011 		SWR28007 90*110*9/10.3 SWO28006 42*60*7 SWO28004 38*50*7
SWV2862 11213-64060 	SWS28004(8) 90913-02053	SWI2886 17177-64020 	SWE2886 17173-64060 	SWX28162  SWX28163  SWX28011 		SWR28007 90*110*9/10.3 SWO28006 42*60*7 SWOS28004 38*50*7
SWV2862 	SWS28004(8) 90913-02053	SWI2886 	SWE2886 	SWX28014 		SWR28007 90*110*9/10.3 SWO28006 42*60*7 SWOS28004 38*50*7
SWV2862 	SWS28004(8) 90913-02053	SWI2886 	SWE28051 17173-64070 	SWX28162  SWX28163  SWX28011 		SWR28007 90*110*9/10.3 SWO28006 42*60*7 SWOS28004 38*50*7
SWV2862 	SWS28004(8) 90913-02053	SWI2886 	SWE28055 	SWX28109  SWX28162  SWV28163 		SWR28007 90*110*9/10.3 SWO28006 42*60*7 SWO28004 38*50*7



































No	Engine	Car Name / Year / Model	Full Set	Head Set	Cyl. Head
37	3C-TE	ESTIMA 2200 TURBO 8V CXR1 CXR2 1999- 2184cc	SWF280560 04111-64227	SWH280560 04112-64165	SWG28056 (S) 11115-64190-01/03/05 
38	1CD-FT	AVENSIS TD 2000 DOHC 16V 1999- 1995cc	SWF280530 04111-27060	SWH280530 04112-27060	SWG28053 (S) 11115-27010 
39	1CD-FTV	COROLLA TD 2000 DOHC 16V 2000- 1995cc	SWF280531 04111-27070	SWH280531 04112-27070	SWG28053 (S) 11115-27010 
40	1CD-FTV	COROLLA VERSO TD 2000 DOHC 16V 2001- 1995cc	SWF280532 04111-27100	SWH280532 04112-27100	SWG28053 (S) 11115-27010 
41	*1CD-FTV	COROLLA VERSO TD 2000 DOHC 16V 2002- 1995cc	SWF280533 04111-27190	SWH280533 04112-27180	SWG28053 (S) 11115-27010 
42	2D	TRUCK/BUS 6500 DA115 12V 1965-77 6494cc	SWF28980 04111-77014 04111-77016 04111-77017	SWH28980 04112-77013 04112-77014	SWG2898(2) (NK) 11115-77013 11115-77020 





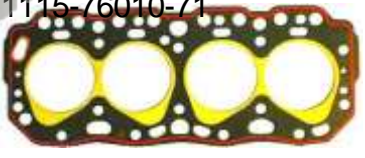
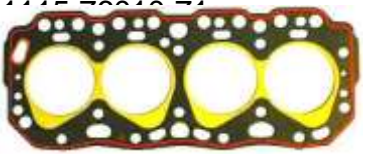
Valve Cover	Valve Seal	Manifold IN	Manifold EX	Exhaust Pipe	Oil Pan	Oil Seals
SWV2862 	SWS28004(8) 90913-02053	SWI2886 	SWE28051 17173-64070 	SWX28162 SWX28163 SWX28011 		SWR28007 90*110*9/10.3 SWO28006 42*60*7 SWO28004 38*50*7
SWV28053 	SWS28035(16)	SWI28053 	SWE28053 	SWX28105 SWX28168 SWX28169 SWX28170 		SWR28007 90*110*9/10.3 SWO28502 45*63*7.5 SWO28004 38*50*7
SWV28053 	SWS28035(16)	SWI28053 	SWE28053 	SWX28107V SWX28169 SWX28170 SWX28171 SWX28172(2) 		SWR28007 90*110*9/10.3 SWO28502 45*63*7.5 SWO28004 38*50*7
SWV28053 	SWS28035(16)	SWI28053 	SWE28053 	SWX28105 SWX28168 SWX28169 SWX28170 		SWR28007 90*110*9/10.3 SWO28502 45*63*7.5 SWO28004 38*50*7
SWV2898(2) 11213-76010 	SWS28018(12)	SWM2898(4) 17172-76010 		SWX28014 	SWP2899 	SWR28019 120*150*14 SWO28015 65*95*14





































No	Engine	Car Name / Year / Model	Full Set	Head Set	Cyl. Head
43	2D	TRUCK BUS 6500 DA115R DA116R DA118 FORKLIFT 3F50,60,70,80 FORKLIFT 12V 2FD100,115,135 1977- 6494cc	SWF28990 04111-77020 04111-77021 04111-77022	SWH28990 04112-77020 04112-77021	SWG2899(2) (NK) 11115-77014/15/17 
44	1DZ	TRACTOR FORKLIFT 1994- 2486cc	SWF28780 04111-20180-71	SWH28780 04112-40321-71	SWG2878 (S) 11115-20180-71 11115-78200-71 
45	1DZ	TRACTOR FORKLIFT	SWF28781 04111-40320-71	SWH28780 04112-40321-71	SWG2878 (S) 11115-20180-71 11115-78200-71 
46	1DZ-2	TRACTOR FORKLIFT 1998- 2486cc	SWF280580 04111-40321-71	SWH280580 04112-40321-71	SWG28058 (S) 11115-78204-71 
47	H	DYNA COASTER 3600/OLD LANDCRUISER HU15 HU30 HJ45 12V 1973-77 3576cc	SWF28910 04111-47012 04111-47013	SWH28910 04112-47012	SWG2891 (NK) 11115-47012/13 
48	H	DYNA COASTER 3600/NEW LANDCRUISER HU80.15.30 HJ45 12V 1977-80 3576cc	SWF28920 04111-47014	SWH28920 04112-47014	SWG2892 (NK) 11115-47014 







Valve Cover	Valve Seal	Manifold IN	Manifold EX	Exhaust Pipe	Oil Pan	Oil Seals
SWV2899(2) 11213-77010 	SWS28018(12) 90913-02026	SWI2899A(2)  SWI2899B(2) 	SWE2899A(2)  SWE2899B(2) 	SWX28018 	SWP2899 12151-76020 	SWR28019 120*150*14 SWO28015 65*95*14
SWV2878 11213-78200-71 	SWS28004(8) 90913-02053	SWI2878 17177-78200-71 	SWE2878 17173-78200-71 			SWR28014 95*115*8.5 SWO28008 45*68*12
SWV2878 	SWS28004(8) 90913-02053	SWI2878 	SWE2878 	SWX28008 		SWR28014 95*115*8.5 SWO28030 45*62*9
SWV2878 11213-78200-71 	SWS28004(8) 90913-02053	SWI28058 	SWE2878 17173-78200-71 	SWX28183 		SWR28037 95*115*8.5 SWO28030 45*62*9
SWV2891 11213-47013 	SWS28015(12) 90913-02044	SWI2891A(2)  SWI2891B(2) 	SWE2891(6) 17173-47010 	SWX28014 	SWP2891 12151-47011 	SWR28013 95*115*12 SWO28012 50*72*12
SWV2891 	SWS28015(12) 90913-02044	SWI2891A(2)  SWI2891B(2) 	SWE2891(6) 	SWX28014 	SWP2891 	SWR28013 95*115*12 SWO28012 50*72*12








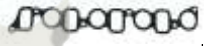












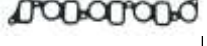







No	Engine	Car Name / Year / Model	Full Set	Head Set	Cyl. Head
49	H 2H	DYNA COASTER 4000 LANDCRUISER 1976- 3980cc	SWF28930 04111-96601	SWH28930 04112-96601	SWG2893 (NK) 11115-96601 
50	2H	DYNA COASTER 4000/OLD LANDCRUISER HU26.40.50 HB30.36 HJ60 FORKLIFT 3FD50,60 1982- 3980cc	SWF28940 04111-68010 04111-68011 04111-68012	SWH28940 04112-68010 04112-68011	SWG2894 (NK) 11115-68010/11 
51	2H	FORKLIFT 5T 12V 3980cc	SWF28941 04111-30130-71	SWH28941 04112-30130-71	SWG2894 (NK) 11115-68010 11115-68011 
52	2H	COASTER 4000/NEW LANDCRUISER HB30.36 HJ60 12V 1984-89 3980cc	SWF28950 04111-68020 04111-68021 04111-68022	SWH28950 04112-68020 04112-68021	SWG2895 (NK) 11115-68020/40 
53	12HT 13H	LANDCRUISER 4000 DYNA 4000 HJ61 1985- 3980cc	SWF280930 04111-68030 04111-68031	SWH280930 04112-68030 04112-68031	SWG28093 (NK) 11115-68050 
54	1HD-FT	LANDCRUISER 4200 TURBO SOHC 24V HDJ81 1995- 4163 cc	SWF280520 04111-17040 04111-17041	SWH280520 04112-17041	SWG28052 (S) 11115-17030 

Valve Cover	Valve Seal	Manifold IN	Manifold EX	Exhaust Pipe	Oil Pan	Oil Seals
SWV2891 	SWS28015(12) 90913-02044	SWI2891A(2)  SWI2891B(2) 	SWE2891(6) 	SWX28014 	SWP2891 	SWR28013 95*115*12 SWO28012 50*72*12
SWV2894 11213-68010 	SWS28017(12) 90913-02050	SWI2894(6) 17171-68010 	SWE2894(6) 17173-68010 	SWX28014 	SWP2894 12151-68010 	SWR28013 95*115*12 SWO28012 50*72*12
SWV2894 11213-68010 	SWS28017V(12)	SWI2894(6) 17171-68010 	SWE2894(6) 17173-68010 	SWX28014 	SWP2894 12151-68010 	SWR28013 95*115*12 SWO28012 50*72*12
SWV2894 	SWS28017(12) 90913-02050	SWI2894(6) 	SWE2894(6) 	SWX28014 	SWP2894 	SWR28013 95*115*12 SWO28012 50*72*12
SWV28093 11213-68020 	SWS28017(12) 90913-02050	SWI28093 17171-68020 	SWE28093(2) 17173-68020 	SWX28015  SWX28027  SWX28155  SWX28159 		SWR28015 95*115*9.5/12 SWO28024 50*72*9/14
SWV28052 11213-17020 	SWS28001(24) 90913-02038	SWI28052(2) 17171-17020 	SWE28052(2) 17173-17020 	SWX28032  SWX28155  SWX28159 		SWR28040 95*115*9.5/12 SWO28014 58*75*9/14.5 SWO28016 32*46*6






























No	Engine	Car Name / Year / Model	Full Set	Head Set	Cyl. Head
55	1HD-FTE	LANDCRUISER 4200 TURBO SOHC 24V HDJ101 1995- 4163 cc	SWF280521 04111-17060	SWH280521 04112-17060	SWG28052 (S) 11115-17030 
56	1HDT	LANDCRUISER 4200 COASTER TURBO 12V HDJ81 HDB20 HDB30 HDB31 1990- 4163 cc	SWF28531 04111-17020	SWH28531 04112-17020	SWG2853 (S) 11115-17010-01 
57	1HDT	LANDCRUISER TURBO 4200 COASTER TURBO 12V HDJ81 HDB20 HDB30 HDB31 1990- 4163 cc	SWF28532 04111-17050	SWH28532 04112-17050	SWG2853 (S) 11115-17010-01 
58	1HZ	LANDCRUISER COASTER HZJ73.77.81 HZB30.31.36 12V 1990- 4164 cc	SWF28530 04111-17010	SWH28530 04112-17010	SWG2853 (S) 11115-17010-01 11115-17010-03 11115-17010-05 
59	2J	DYNA TOYO-ACE2500 JU10 JU20 JY16 JY30 1972-83 2481cc	SWF28900 04111-48011 04111-48012 04111-48013	SWH28900 04112-48011 04112-48012 04112-48013	SWG2890 (NK) 11115-48022/23 11115-48024/25 11115-76010-71 
60	2J	DYNA TOYO-ACE2500 JU20 JY16 JY30 1972-83 2481cc	SWF28901 04111-48014 04111-48015 04111-48016 04111-48017 04111-48018	SWH28901 04112-48014 04112-48015	SWG2890 (NK) 11115-48022/23 11115-48024/25 11115-76010-71 

Valve Cover	Valve Seal	Manifold IN	Manifold EX	Exhaust Pipe	Oil Pan	Oil Seals
SWV28052A 	SWS28001(24) 90913-02038	SWI28052A(2) 	SWE28052(2) 	SWX28106  SWX28155  SWX28159 		SWR28040 95*115*9.5/12 SWO28014 58*75*9/14.5 SWO28016 32*46*6 SWOS28008 58*72*7
SWV2853 11213-17010 	SWS28005(12) 90913-02053	SWI2853A(5)  SWI2853B 	SWE2853(2) 17173-17010 	SWX28018  SWX28157  SWX28159 		SWR28015 95*115*9.5/12 SWO28014 58*75*9/14.5 SWO28016 32*46*6
SWV2853 	SWS28005(12) 90913-02053	SWI2853A(5)  SWI2853B 	SWE2853(2) 	SWX28015 		SWR28040 95*115*9.5/12 SWO28014 58*75*9/14.5 SWO28016 32*46*6
SWV2853 	SWS28005(12) 90913-02053	SWI2853A(5)  SWI2853B 	SWE2853(2) 	SWX28017  SWX28015 		SWR28015 95*115*9.5/12 SWO28014 58*75*9/14.5 SWO28016 32*46*6 SWOS28008 58*72*7
SWV2890A 11213-48010 	SWS28012(8)	SWI2890(2) 17172-46011 	SWE2890A  SWE2890B(2) 	SWX28008 	SWP2890 12151-48011 	SWR28013 95*115*12 SWO28012 50*72*12
SWV2890A 	SWS28015(8) 90913-02044	SWI2890(2) 	SWF2890A  SWF2890B(2) 	SWX28008 	SWP2890 	SWR28013 95*115*12 SWO28012 50*72*12

No	Engine	Car Name / Year / Model	Full Set	Head Set	Cyl. Head
61	2J JY30	FORKLIFT 2500 2FD10.14.15 8V 2481cc	SWF28902 04111-20031-71	SWH28902 04112-20031-71	SWG2890 (NK) 11115-48022/23 11115-48024/25 11115-76010-71 
62	1KD-FT	LANDCRUISER 3000 2000- 2982cc	SWF280990 04111-30050	SWH280990 04112-30050	SWG28099 (S) 11115-30050 
63	1KD-FTV NEW	HI-LUX TD FORTUNER 3000 DOHC 2005- 2982cc	SWF280991 04111-OL100	SWH28091 04112-OL100	SWG28099 (S) 11115-30050 
64	1KD-FTV NEW	HI-LUX TD 3000 DOHC 2006- 2982cc	SWF280992 04111-OL101	SWH280992	SWG28099 (S) 11115-30050 
65	2KD-FT	DYNA 150 TD 2500 D4D 2000- 2494cc	SWF280960 04111-30030	SWH280960 04112-30030	SWG28096 (S) 11115-30040 
66	2KD-FTV NEW	HI-LUX TD 2500 2005- 2494cc	SWF280961 04111-OL080	SWH280961 04112-OL080	SWG28096 (S) 11115-30040 

Valve Cover	Valve Seal	Manifold IN	Manifold EX	Exhaust Pipe	Oil Pan	Oil Seals
SWV2890B 11213-76006-71 	SWS28015(8) 90913-02044	SWI2890(2) 	SWE2890A  SWE2890B(2) 	SWX28008 	SWP2890 	SWR28013 95*115*12 SWO28012 50*72*12
SWV28096 11213-30020 	SWS28008(16)	SWI28096 17177-30010 	SWE28096 17173-30010 	SWX28015  SWX28166 		SWR28040 95*115*9.5/12 SWO28018 50*68*9/14 SWOS28002 65*79*7 SWO28016 32*46*6
SWV28096 	SWS28008(16)	SWI28096 	SWE28096 			SWR28040 95*115*12 SWO28018 50*68*9/14.5 SWO28016 32*46*6 SWOS28002 65*79*7
SWV28096 	SWS28008V(16)	SWI28096 	SWE28099 	SWX28015  SWX28166 		SWR28040 95*115*9.5/12 SWO28016 32*46*6 SWO28018 50*68*9/14 SWOS28002 65*79*7
SWV28096 	SWS28008(16)	SWI28096 	SWE28096 	SWX28015  SWX28166  SWX28008 		SWR28040 95*115*9.5/12 SWO28018 50*68*9/14 SWOS28002 65*79*7 SWO28016 32*46*6
SWV28096 	SWS28008(16)	SWI28096 	SWE28096 			SWR28040 95*115*9.5/12 SWO28018 50*68*9/14 SWOS28002 65*79*7 SWO28016 32*46*6































No	Engine	Car Name / Year / Model	Full Set	Head Set	Cyl. Head
67	1KZ-TE	LANDCRUISER 3000 KZH10 11 12 KZN13 KZJ7 1993- 2982cc	SWF28680 04111-67020 04111-67023	SWH28680 04112-67020	SWG2868 (S) 11115-67040 
68	1KZ-TE	LANDCRUISER 3000 PRADO HI-LUX KZJ9 KZN185 1996- 2982cc	SWF28682 04111-67040	SWH28682 04112-67040	SWG2868 (S) 11115-67040 
69	1KZ-TE	LANDCRUISER 3000 PRADO KJ9 D4D 2000- 2982cc	SWF28681 04111-67025	SWH28681 04112-67025	SWG2868 (S) 11115-67040 
70	L	CROWN HI-LUX 2200 HI-ACE TOYO-ACE 2200 LY20 LY30 LN20 LN30 LH30 LS100 LS110 LS117 LH20 1977-81.7 2188cc	SWF28800 04111-54020 04111-54023 04111-54025 04111-54010/5	SWH28800 04112-54010 04112-54011 04112-54013	SWG2880 (NK) 11115-54010/11/12 
71	L	CROWN HI-LUX 2200 HI-ACE TOYO-ACE 2200 LY20 LY30 LN30 LN36 LN40 LN55 LS100 LS117 LX60 8V 1981-7-84 2188cc	SWF28801 04111-54024 04111-54030/1 04111-54032/3 04111-54034/36	SWH28801 04112-54012 04112-54020 04112-54021 04112-54022	SWG2880 (NK) 11115-54010/11/12 
72	L	CROWN HI-LUX 2200 LS100 LS110 LS117 LN30 LN40 8V 1981- 2188cc	SWF28802 04111-54028	SWH28802 04112-54012 04112-54020 04112-54021 04112-54022	SWG2880 (NK) 11115-54010/11 




Valve Cover	Valve Seal	Manifold IN	Manifold EX	Exhaust Pipe	Oil Pan	Oil Seals
SWV2868 11213-67010 	SWS28004(8) 90913-02053	SWI2868(4) 17177-67010 	SWE2868 17173-67020 	SWX28015(2)  SWX28106 		SWR28040 95*115*9.5/12 SWOS28008 58*72*7 SWO28016 32*46*6 SWO28018 50*68*9/14
SWV2868 	SWS28004(8) 90913-02053	SWI2868(4) 	SWE28096 17173-30010 	SWX28015 		SWR28040 95*115*9.5/12 SWOS28008 58*72*7 SWO28016 32*46*6 SWO28018 50*68*9/14
SWV2868 	SWS28004(8) 90913-02053	SWI2868(4) 	SWE28096 	SWX28015(2)  SWX28106 		SWR28040 95*115*9.5/12 SWOS28008 58*72*7 SWO28016 32*46*6 SWO28018 50*68*9/14
SWV2880 11213-54010 	SWS28019(8) 90913-02036	SWI2880 17177-54010 	SWE2880 17173-54010 	SWX28008 	SWP2880 12151-54010 	SWR28009 85*105*13 SWO28006 42*60*7 SWO28042 42*60*9
SWV2881 11213-54020 	SWS28019(8) 90913-02060	SWI2881 17177-54011 	SWE2880 	SWX28008(2) 	SWP2881 11251-54020 	SWR28009 85*105*13 SWO28006(2) 42*60*7
SWV2881 	SWS28019(8) 90913-02060	SWI2881 	SWE2880 	SWX28008(2) 	SWP2881 	SWR28010 85*105*10 SWO28006(2) 42*60*7




























No	Engine	Car Name / Year / Model	Full Set	Head Set	Cyl. Head
73	2L	CROWN MARK2 2500 TURBO 8V LX65.LX70 LS111.LS120 1982-90 2446cc	SWF28811 04111-54040 04111-54043	SWH28811 04112-54031 04112-54032 04112-54033	SWG2881 (NK) 11115-54020/21
74	2L	CROWN HI-LUX 2500 MARK2 TOYO-ACE LX70.76 LS120.126.130 LY21.31.50.60 LH51.56.60 8V 1983- 2446cc	SWF28810 04111-54050 04111-54051 04111-54053	SWH28810 04112-54040 04112-54041 04112-54042	SWG2881 (NK) 11115-54020/21
75	2L 2L-T	HI-LUX CROWN 2500 MARK2 CHASER CRESTA LX80 LN130 LJ71 LJ78 LS130 LS131 1990- 2446cc	SWF28852 04111-54104	SWH28852 04112-54104	SWG2885 (S) 11115-54084
76	2L-II	MARK2 DYNA HI-ACE TOYO-ACE 2500 CHASER CRESTA LX76.80 LS130 LS136 LY50 LH80.85.100.110 LN80 LN85 1988- 2446cc	SWF28830 04111-54080 04111-54081 04111-54082 04111-54083	SWH28830 04112-54080 04112-54081 04112-54082 04112-54083	SWG2883 (S) 11115-54080/81/82/83
77	2L-II NEW	DYNA HI-ACE 2500 TOYO-ACE MARK2 CHASER CRESTA LX76.80 LS130.136 LY50 LH80.85.100.110 LN80.85 1988- 2446cc	SWF28851 04111-54100	SWH28851 04112-54100	SWG2885 (S) 11115-54084
78	2L-II NEW	DYNA TOYO-ACE 2500 HI-ACE MARK2 CHASER CRESTA LX76.80 LS130 LS136 LY50 LN80.85 LH80.85.100.110.120 1989- 2446cc	SWF28850 04111-54084	SWH28850 04112-54084	SWG2885 (S) 11115-54084








Valve Cover	Valve Seal	Manifold IN	Manifold EX	Exhaust Pipe	Oil Pan	Oil Seals
SWV2881 11213-54020 	SWS28019(8) 90913-02060	SWI2881 17177-54011 	SWE2880 17173-54010 	SWX28008(2) 	SWP2881 11251-54020 	SWR28010 85*105*10 SWO28006(2) 42*60*7
SWV2881 	SWS28019(8) 90913-02060	SWI2881 	SWE2880 	SWX28008(2) 	SWP2881 	SWR28010 85*105*10 SWO28006(2) 42*60*7
SWV2884 11213-54050 	SWS28032(8)	SWI2884 17177-54020 	SWE2884 17173-54030 	SWX28014(3) 	SWP2883 	SWR28010 85*105*10 SWO28006 42*60*7 SWO28016 32*46*6
SWV2884 	SWS28032(8) 90913-02117	SWI2884 	SWE2884 	SWX28014(2) 	SWP2883 	SWR28008 85*105*10 SWO28006 42*60*7 SWO28016 32*46*6
SWV2884 11213-54050 	SWS28032(8)	SWI2884 17177-54020 	SWE2884 17173-54030 	SWX28014(2) 	SWP2883 	SWR28008 85*105*10 SWO28006 42*60*7 SWO28016 32*46*6
SWV2884 	SWS28032(8)	SWI2884 	SWE2884 	SWX28014(2) 	SWP2883 	SWR28008 85*105*10 SWO28006 42*60*7 SWO28016 32*46*6





















No	Engine	Car Name / Year / Model	Full Set	Head Set	Cyl. Head
79	2L-T	CROWN 2500 TURBO 8V LS120 LS130 1984-88 2466cc	SWF28820 04111-54060 04111-54062 04111-54160 04111-54170	SWH28820 04112-54050 04112-54051	SWG2882 (NK) 11115-54030 
80	2L-T	HI-ACE DYNA 2500 CROWN LANDCRUISER MARK2 CRESTA 1988- 2446cc	SWF28854 04111-54200	SWH28854 04112-54240	SWG2885 (S) 11115-54084 
81	3L	HI-ACE TOYO-ACE 2800 LH10 12 LY201 211 1997- 2779cc	SWF28841 04111-54094D	SWH28841 04112-54094D	SWG2884 (S) 11115-54070/71/72/73 
82	3L	HI-ACE TOYO-ACE 2800 HI-LUX 2800 8V LY51 LY61 LN100.106.131 LH109.113.115.119.123 LH125.129 1988- 2779cc	SWF28840 04111-54090 04111-54091 04111-54092 04111-54093	SWH28840 04112-54090 04112-54091 04112-54092 04112-54093	SWG2884 (S) 11115-54070/71/72/73 
83	3L 3L-T	HI-ACE DYNA 150 HI-LUX TOYO-ACE (LY51,61) LH109 113 115 LN100 131 8V 1990- 2779cc	SWF28551 04111-54094	SWH28551 04112-54094	SWG2855 (S) 11115-54073-DO 
84	3L-T	HI-ACE TURBO 2800 LH100 LH107 LH120 8V 1989- 2779cc	SWF28550 04111-54110 04111-54111	SWH28550 04112-54110	SWG2855 (S) 11115-54073-DO 

Valve Cover	Valve Seal	Manifold IN	Manifold EX	Exhaust Pipe	Oil Pan	Oil Seals
SWV2881 11213-54020 	SWS28019(8)	SWI2882 17177-54012 	SWE2880 17173-54010 	SWX28008(2) 	SWP2881 11251-54020 	SWR28008 85*105*10 SWO28006(3) 42*60*7
SWV2884 	SWS28032(8)	SWI2884 	SWE2885 	SWX28179 SWX28180  SWX28181 SWX28014 		SWR28010 85*105*10 SWOS28016 32*46*6
SWV2884 	SWS28032(8)	SWI2884 	SWE2884 	SWX28014(3) 	SWP2883 	SWR28010 85*105*10 SWO28006 42*60*7 SWO28016 32*46*6
SWV2884 11213-54050 	SWS28032(8) 070321	SWI2884 17177-54020 	SWE2884 17173-54030 	SWX28014(2) 	SWP2883 	SWR28008 85*105*10 SWO28006 42*60*7 SWO28016 32*46*6
SWV2884 	SWS28032(8)	SWI2884 	SWE2884 	SWX28014(3) 	SWP2883 	SWR28010 85*105*10 SWO28006 42*60*7 SWO28016 32*46*6
SWV2884 11213-54050 	SWS28032(8)	SWI2884 17177-54020 	SWE2884 17173-54030 	SWX28014(2) 	SWP2883 	SWR28008 85*105*10 SWO28006 42*60*7 SWO28016 32*46*6


















No	Engine	Car Name / Year / Model	Full Set	Head Set	Cyl. Head
85	5L	HI-ACE TURBO 3000 1995-	SWF28580 04111-54220	SWH28580 04112-54220	SWG2858 (S) 11115-54120 
86	5L	HI-ACE TURBO 3000 1998-	SWF28581 04111-54190	SWH28581 04112-54190	SWG2858 (S) 11115-54120 
87	5L	HI-ACE TURBO 3000 LANDCRUISER PRADO 2000-	SWF280260 04111-54340	SWH280260	SWG28026 (S) 11115-54130 
88	1N	STARLET 1500 COROLLA 8V NP70.EP80 1987- 1453cc	SWF28500 04111-55030	SWH28500 04112-55030	SWG2850 (S) 11115-55030 11115-55020 
89	1ND-TV	YARIS ECHO 1400 VERSO SOHC 8V 2001- 1364cc	SWF280200 04111-33021	SWH280200 04112-33021	SWG28020 (S) 11115-33021-CO/DO/EO 
90	5P	TRACTOR	SWF280940 04111-78105-71	SWH280940	SWG28094 (G) 11115-78102-71 11115-20103-71 

Valve Cover	Valve Seal	Manifold IN	Manifold EX	Exhaust Pipe	Oil Pan	Oil Seals
SWV2884 	SWS28032(8)	SWI2884 	SWE2884 	SWX28014 	SWP2883 	SWR28010 85*105*10 SWO28006 42*60*7 SWO28016 32*46*6
SWV2884 	SWS28038(8)	SWI2884 	SWE2884 	SWX28014 	SWP2883 	SWR28010 85*105*10 SWO28006 42*60*7 SWO28016 32*46*6
SWV2884 	SWS28032(8)	SWI2884 	SWE2884 	SWX28014 		SWR28010 85*105*10 SWO28006 42*60*7 SWO28016 32*46*6
SWV2850 11213-55010 	SWS28008(8) 90913-02062	SWI2850 	SWE2850 	SWX28008 		SWR28006 80*100*10 SWO28001 35*49*6 SWOS28003 38*50*8
SWV28020 	SWS28038(8)		SWE28020 	SWX28103  SWX28182 		SWR28034 75*107*8 SWO28004 38*50*7
SWV2890B 	SWS28015(8) 90913-02044	SWI28094(2) 	SWE28094A(2)  SWE28094B 		SWP28094(2) 	SWR28013 95*115*12 SWO28012 50*72*12







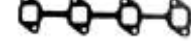



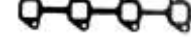










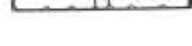



No	Engine	Car Name / Year / Model	Full Set	Head Set	Cyl. Head
91	1PZ	LANDCRUISER 3500 PZJ70.77 1990- 3470cc	SWF28540 04111-17030	SWH28540 04112-17030	SWG2854 (S) 11115-18010 
92	SO5C	DYNA 4600 2000-	SWF280010 04111-78100	SWH280010	SWG28001 (S) 11115-2900A 
93	SO5C	DYNA 5300 2000-	SWF280011 04111-78460	SWH280011	SWG28001 (S) 11115-2900A 
94	* SO5C	DYNA 5300 2000-	SWF280012 04111-78480	SWH280012	SWG28001 (S) 11115-2900A 
95	SO5D NEW	DYNA 5300 2005-	SWF280080 04111-78461	SWH280080	SWG28008 (S) 11115-E0150 
96	* 1VD-FTV NEW	LAND CRUISER D4D TD 4700 V8 DOHC 32V 2007- 4695cc	SWF280470 04111-51030		SWG28047L (S) 11116-51030  SWG28047R (S) 11115-51030 

Valve Cover	Valve Seal	Manifold IN	Manifold EX	Exhaust Pipe	Oil Pan	Oil Seals
SWV2854 11213-18010 	SWS28005(12)	SWI2853A(4)  SWI2853B 	SWE2853(2) 	SWX28017 		SWR28015 95*115*9.5/12 SWO28014 58*75*9/14.5 SWO28016 32*46*6
SWV28001 	SWS28004(16) 13719-1360	SWI2817 	SWE2817(4) 17104-1610 		SWP2817 	SWR28008 99*135*15 SWO28008 79*114*15 SWOS28012 37*57*10
SWV28001 	SWS28004(16) 13719-1360		SWE2817(4) 17104-1610 	SWX28028  SWX28046 	SWP28001  SWP28001A 	SWR28008 99*135*15 SWO28008 79*114*15 SWOS28012 37*57*10
SWV28001M 	SWS28004V(16)		SWE2817(4) 	SWX28028  SWX28046 	SWP28001A 	SWR28008(2) 99*135*15 SWO28008(2) 79*114*15 SWOS28012 37*57*10
SWV2847A	SWV	SWI	SWE2847A			

No	Engine	Car Name / Year / Model	Full Set	Head Set	Cyl. Head
97	* 1VD-FTV NEW	LAND CRUISER D4D TD 4700 V8 DOHC 32V VDJ200 2007- 4695cc	SWF280471 04111-51040		SWG28047L (S) 11116-51030  SWG28047R (S) 11115-51030 
98	1W	TOYO-ACE DYNA 4000 WU75 WU85 WU90 WU95 WU26 WU40 WU50 8V 1983- 4009cc	SWF28080 04111-78010 04111-78011	SWH28080 04112-78011	SWG2808 (NK) 11115-78010 11115-78011 11115-78012 
99	1WD-TN NEW	TOYO-ACE DYNA TURBO 2005-	SWF280030 04111-7C090	SWH280030	SWG28003 (S) 11115-E0030 
100	* 1WD-TN NO4C		SWF280031 04111-81191	SWH280031	SWG28003 (S) 11115-E0030 
101	1WE	TOYO ACE DYNA 4000 2000- 4009cc	SWF28331 04111-78090	SWH28331 04112-78090	SWG2833 (NK) 11115-2340 
102	1WET	TOYO-ACE DYNA 4000 TURBO 2002- 4009cc	SWF280020 04111-78130	SWH280020 04112-78130	SWG28002 (S) 11115-2830A 

Valve Cover	Valve Seal	Manifold IN	Manifold EX	Exhaust Pipe	Oil Pan	Oil Seals
SWV2847B			SWE2847B			
SWV2808 11213-1550 	SWS28001(8) 13719-1020	SWI2808 17171-1741 	SWE2808(4) 17104-1220 		SWP2808 	SWR28026 100*120*12/18 SWO28014 58*75*9/14.5
SWV2808 	SWS28001(8)		SWE2833(4) 			SWR28026 100*120*13/18 SWO28014 58*75*9/14
SWV28002 	SWS28004(16)		SWE2833(4)  SWE2820 	SWX28054 		SWR28026 100*120*12/18 SWO28014 58*75*9/14.5
SWV2808 	SWS28001(8)		SWE2833(4)  SWE2820 			SWR28026 100*120*12/18 SWO28014 58*75*9/14.5
SWV28002 	SWS28004(16)		SWE2833(4)  SWF2820 	SWX28003 		SWR28026 100*120*13/18 SWO28014 58*75*9/14.5

No	Engine	Car Name / Year / Model	Full Set	Head Set	Cyl. Head
103	NO4C-T	TRUCK 4000 4009cc	SWF280040 04111-80930	SWH280040	SWG28004 (S) 11115-E0040 11115-87501 
104	1Z	TRACTOR FORKLIFT 5F	SWF28960 04111-78300-71	SWH28960 04112-78300-71	SWG2896 (NK) 11115-78300-71 11115-78305-71 
105	2Z	TRACTOR 6F	SWF280910 04111-20220-71	SWH280910	SWG28091 (NK) 11115-78700-71 
106	2Z	TRACTOR 7F	SWF280970 04111-20330-71	SWH280970	SWG28097 (NK) 11115-78701-71 11115-78702-71 
107	11Z	TRACTOR	SWF28970 04111-30180-71	SWH28970	SWG2897 (NK) 11115-78330-71 
108	13Z	TRACTOR	SWF280920 04111-30260-71 04111-30300-71	SWH280920	SWG28092 (NK) 11115-78780-71 

Valve Cover	Valve Seal	Manifold IN	Manifold EX	Exhaust Pipe	Oil Pan	Oil Seals
SWV28002 	SWS28004(16)		SWE2833(4)  SWE2820 	SWX28054 		SWR28026 100*120*13/18 SWO28014 58*75*9/14
SWV2896 11213-78300-71 	SWS28015(8)	SWI2896 17177-78300-71 	SWE2896 17173-78300-71 		SWP2896 12151-78300-71 	SWR28014 95*115*8.5 SWO28013 55*77*8.5
SWV2896 11213-78300-71 	SWS28015(8)	SWI2896 17177-78300-71 	SWE2896 17173-78300-71 	SWX28041 	SWP2896 12151-78300-71 	SWR28037 95*115*8.5 SWO28013 55*77*8.5
SWV28097 11213-78700-71 	SWS28015(8)	SWI28097 	SWE28097 17173-78700-71 			SWR28014 95*115*8.5 SWO28013 55*77*8.5
SWV2897 11213-78330-71 	SWS28015(12)	SWI2897 	SWE2897(2) 17173-78330-71 		SWP2897 12151-78330-71 	SWR28014 95*115*8.5 SWO28013 55*77*8.5
SWV2897 	SWS28015(12)	SWI2897 	SWE28092(3) 	SWX28041 	SWP2897 12151-78330-71 	SWR28014 95*115*8.5 SWO28013 55*77*8.5